

COMPREHENSIVE SCHOOL COUNSELING PROGRAM

SUBURBIA NORTHWEST HIGH SCHOOL

EMIN ADEMI
EMMA CHAPLINSKY
THOMAS MCINERNEY
SARAH SORBY



NORTHEASTERN ILLINOIS UNIVERSITY

AGENDA

1. INTRODUCTION
2. MISSION & VISION STATEMENTS
3. SCHOOL DATA PROFILE
4. DISAGGREGATED DATA
5. SMART GOALS
6. CLASSROOM GUIDANCE ACTION PLANS
7. SMALL GROUP ACTION PLAN
8. COMMUNITY ASSET MAP



INTRODUCTION

SUBURBIA NORTHWEST HIGH SCHOOL

LOCATION: SUBURB ~30 MILES NORTHWEST OF CHICAGO


POPULATION: 2600 STUDENTS

TEACHERS: 813

AVERAGE CLASS SIZE: 20.9 STUDENTS/CLASS

52.2% OF STUDENTS LOW-INCOME

(2022)





COUNSELING PROGRAM MISSION & VISION STATEMENTS

MISSION STATEMENT

The mission of Suburbia Northwest High School's counseling program is to empower students to develop their personal desire for lifelong learning. The program provides access to resources in order to grow critical thinking and social/emotional skills. School counselors advocate for students on an individual, group, and holistic basis in order to nurture inspiration and ensure equity.

VISION STATEMENT

The students of Suburbia Northwest High School's counseling program embrace diversity, have strong critical thinking skills, and continually grow a love of learning that allows them to engage positively with their community and experience personal growth within our walls and beyond.

SUBURBIA NORTHWEST HIGH SCHOOL DATA PROFILE

GENERAL

| SCHOOL YEAR | 2022 | | 2021 | | 2020 | |
|---|------|------|------|------|------|-------|
| Enrollment | # | % | # | % | # | % |
| Freshman | 714 | 27.2 | 609 | 23.7 | 685 | 26 |
| Sophomore | 609 | 23.2 | 680 | 26.5 | 639 | 24.3 |
| Junior | 668 | 25.4 | 628 | 24.4 | 644 | 24.5 |
| Senior | 635 | 24.2 | 652 | 25.4 | 662 | 25.2 |
| Total enrollment | 2626 | - | 2569 | - | 2630 | - |
| SCHOOL YEAR | 2022 | | 2021 | | 2020 | |
| Demographics | # | % | # | % | # | % |
| American Indian or Alaska Native | 5* | 0.2 | 3* | 0.1 | 1 | 0.04 |
| Asian | 210 | 7.9 | 212 | 8.3 | 213 | 8.1 |
| Black or African American | 131 | 5 | 134 | 5.2 | 140 | 5.3 |
| Native Hawaiian or Other Pacific Islander | 6* | 0.2 | 3* | 0.1 | 2 | 0.08 |
| Hispanic/Latino | 1282 | 48.8 | 1219 | 47.5 | 1213 | 46.1 |
| Multiracial | 54 | 2.1 | 61 | 2.4 | 63 | 2.4 |
| White | 938 | 35.7 | 937 | 36.5 | 998 | 37.9 |
| Gifted (school-based) | 1562 | 57.4 | 1543 | 58.1 | 1543 | 58.7* |
| Students with disabilities | 309 | 12 | 282 | 11 | 289 | 11 |
| Students receiving free/reduced lunch | 1450 | 52.2 | 1443 | 56.2 | 1478 | 56.2 |
| English Language Learners | 491 | 18.7 | 390 | 15.2 | 370 | 14.1 |

(2022)

SUBURBIA NORTHWEST HIGH SCHOOL DATA PROFILE

DISAGGREGATED

| SCHOOL YEAR | 2022 | 2021 | 2020 |
|---|-----------------|-----------------|-----------------|
| Dropout Rate | % | % | % |
| All Students | 2.8 | 1.7 | 1.9 |
| American Indian or Alaska Native | redacted | redacted | redacted |
| Asian | redacted | 0.5 | 0.9 |
| Black or African American | redacted | 3.2 | 2.7 |
| Native Hawaiian or Other Pacific Islander | redacted | redacted | redacted |
| Hispanic/Latino | 4.7 | 2.6 | 2.9 |
| Multiracial | redacted | 1.6 | 0 |
| White | redacted | 0.5 | 1 |
| Gifted (school-based) | 57.4 | 58.1 | |
| Students with disabilities | 2.8 | 2.8 | 2 |
| Students receiving free/reduced lunch | 3.7 | 2.3 | 2 |
| English Language Learners | 8.1 | 4.7 | 2.7 |
| SCHOOL YEAR | 2022 | 2021 | 2020 |
| Graduation/Promotion Rate | % | % | % |
| All Students | 88.5 | 90.6 | 92.9 |
| American Indian or Alaska Native | 80.1* (state #) | 79.4* (state #) | 80* (state #) |
| Asian | 98 | 100 | 94.1 |
| Black or African American | 90.3 | 91.7 | 93.8 |
| Native Hawaiian or Other Pacific Islander | 86.3* (state #) | 86.6* (state #) | 89.4* (state #) |
| Hispanic/Latino | 82.4 | 86.5 | 89.3 |
| Multiracial | 88.2 | 100 | 95 |
| White | 93.2 | 93.4 | 96.6 |
| Gifted (school-based) | | | |
| Students with disabilities | 76 | 78.4 | 86.3 |
| Students receiving free/reduced lunch | 83.2 | 88.9 | 90.5 |
| English Language Learners | 67.9 | 74.5 | 84 |
| SCHOOL YEAR | 2022 | 2021 | 2020 |
| Attendance | % | % | % |
| All Students | 91.7 | 95.3 | 92.9 |
| American Indian or Alaska Native | 85.8 | 97.3 | |
| Asian | 96 | 98.7 | |
| Black or African American | 88.5 | 93.5 | |
| Native Hawaiian or Other Pacific Islander | 92.5 | 94.3 | |
| Hispanic/Latino | 89 | 93.1 | |
| Multiracial | 93.6 | 96.3 | |
| White | 94.7 | 97.5 | |
| Gifted (school-based) | | | |
| Students with disabilities | 89.5 | 92.2 | |
| Students receiving free/reduced lunch | 89.1 | 93.2 | |
| English Language Learners | 87.3 | 91 | |

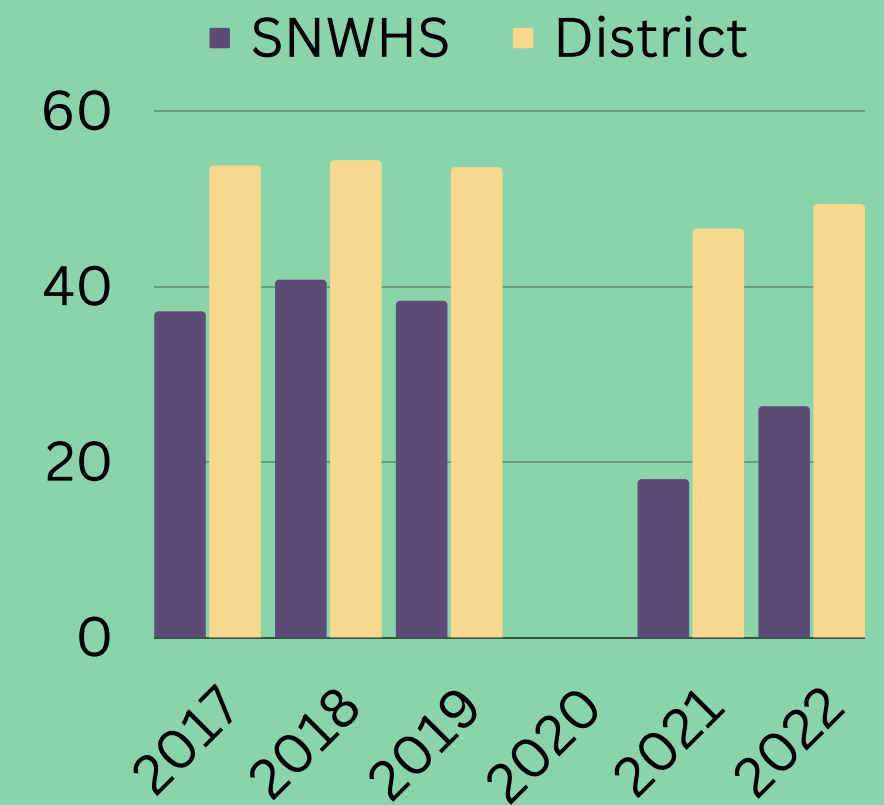
Area of
improvement:
ATTENDANCE

(2022)

SUBURBIA NORTHWEST HIGH SCHOOL DATA PROFILE

DISAGGREGATED
(CONTINUED)

| SCHOOL YEAR | 2022 | 2021 |
|---|------|------|
| Achievement*: SAT - ELA - Meets or Exceeds | % | % |
| Overall - ELA - Meets or Exceeds | 30.4 | 29.5 |
| White - ELA - Meets or Exceeds | 50.8 | 47.8 |
| Black - ELA - Meets or Exceeds | 8.1 | 3.4 |
| Hispanic - ELA - Meets or Exceeds | 11.4 | 9.7 |
| Asian - ELA - Meets or Exceeds | 58.4 | 62.5 |
| Multiracial - ELA - Meets or Exceeds | 25 | 33.3 |
| SCHOOL YEAR | 2022 | 2021 |
| Achievement*: SAT - Mathematics - Meets or Exceeds | % | % |
| Overall - Mathematics - Meets or Exceeds | 30.4 | 26.3 |
| White - Mathematics - Meets or Exceeds | 49.6 | 41.5 |
| Black - Mathematics - Meets or Exceeds | 8.1 | 6.9 |
| Hispanic - Mathematics - Meets or Exceeds | 12.7 | 7.4 |
| Asian - Mathematics - Meets or Exceeds | 51.7 | 68.3 |
| Multiracial - Mathematics - Meets or Exceeds | 37.6 | 53.3 |
| SCHOOL YEAR | 2022 | 2021 |
| Achievement*: Science Assessment - Proficient and Exemplary | % | % |
| Overall - Proficient and Exemplary | 45.2 | 26.3 |
| White - Proficient and Exemplary | 73.3 | 37.8 |
| Black - Proficient and Exemplary | 31.3 | 8 |
| Hispanic - Proficient and Exemplary | 37.6 | 11.8 |
| Asian - Proficient and Exemplary | 83.3 | 51.1 |
| Multiracial - Proficient and Exemplary | 66.7 | 26.7 |



Area of
Improvement: SAT
Performance in
Mathematics

(2022)

SUBURBIA NORTHWEST HIGH SCHOOL DATA PROFILE

DISAGGREGATED
(CONTINUED)

| SCHOOL YEAR | 2022 | | 2021 | | 2020 | |
|--|-------|----|-------|----|-------|----|
| Engagement Data | # | % | # | % | # | % |
| Students in advanced placement courses | 821 | 31 | 915 | 36 | 950 | 36 |
| Students taking early college courses | 1,158 | 44 | 1,213 | 47 | 1,203 | 45 |
| Students in dual credit courses | 708 | 27 | 697 | 27 | 624 | 24 |

| SCHOOL YEAR | 2022 | 2021 | 2020 |
|--|------|------|------|
| Achievement*: Post-Secondary Enrollment | % | % | % |
| Overall - within 12 months | 64 | 72 | 71 |
| Overall - within 16 months | 65 | 73 | 72 |
| Community College - within 12 months | 32 | 38 | 35 |
| Community College - within 16 months | 33 | 38 | 36 |
| 4 year university - within 12 months | 32 | 35 | 36 |
| 4 year university - within 16 months | 32 | 35 | 36 |
| Trade/Vocational school - within 12 months | 0 | 0 | 0 |
| Trade/Vocational school - within 16 months | 0 | 0 | 0 |

Area of
Improvement:
Participation in
College Credit
Program

(2022)

SMART GOALS



ACADEMIC

By Spring 2023, Suburbia Northwest High School Juniors will increase SAT Mathematics scores of Meets and Exceeds performance level designations by 2%, from 30.4% aggregated Meets or Exceeds to 32.4% Meets or Exceeds.



COLLEGE/ CAREER

By Spring 2023, Suburbia Northwest High School Juniors who have indicated intent to attend a two- or four-year college (528 students) will increase enrollment in early college credit courses by 3% from 309 enrolled to 325 enrolled.



SOCIAL/ EMOTIONAL

By Spring 2023, Suburbia Northwest High School Sophomores will increase their ability to identify harmful behaviors within relationships by 5% (based on the results of a pre- and post- test).

CLASSROOM GUIDANCE ACTION PLAN - ACADEMIC

TIME MANAGEMENT

AREA OF FOCUS?

- By Spring 2023, Suburbia Northwest High School Juniors will increase SAT Mathematics scores of Meets and Exceeds performance level designations by 2%, from 30.4% aggregated Meets or Exceeds to 32.4% Meets or Exceeds.

HIGH LEVEL SUMMARY

- Understanding
- Statistics
- Identification of positive outcomes vs negative ones
- Identification of behaviors that lead towards successful implementation

Allison Academy. (2021).

MEASURING RESULTS

- Pre & Post Test
- Current Vs. Ideal Worksheet

MINDSETS & BEHAVIORS

- B-LS3: Learn and apply Time Management, organizational and study skills
- B-LS4: Learn and apply Self-motivation and self-direction for learning

(2021; Foshee & Langwick, 2010)



CLASSROOM GUIDANCE ACTION PLAN - COLLEGE/CAREER

AREA OF FOCUS

- By Spring 2023, Suburbia Northwest High School Juniors who have indicated intent to attend a two- or four-year college (528 students) will increase enrollment in early college credit courses by 3% from 309 enrolled to 325 enrolled.

HIGH LEVEL SUMMARY

- Objective
- Identify prior knowledge
- Discussion of postsecondary options
- Fill out "Personal Plan of Study and Beyond" worksheet
 - Draw connections to high school experience
- Assessment of results and next steps

MEASURING RESULTS


- Pre- and post-assessment
- Identification of post-secondary plans via "Personal Plan of Study" worksheet

MINDSETS & BEHAVIORS

- B-LS 7: Long- and short-term academic, career and social/emotional goals



CLASSROOM GUIDANCE ACTION PLAN - SOCIAL/EMOTIONAL



HARMFUL VS HEALTHY RELATIONSHIP BEHAVIORS

AREA OF FOCUS

SMART GOAL: By Spring 2023, Suburbia Northwest High School Sophomores will increase their ability to identify harmful behaviors within relationships by 5% (based on the results of a pre- and post- test).

HIGH LEVEL SUMMARY

- Safe Dates Program
- Statistics
- Identify healthy vs unhealthy behavior in relationships
- Delineate harmful behavior from abusive behavior
- Dating scenarios and discussions

MEASURING RESULTS

- Pre & Post Test
- Identification of at-risk individuals for small group

MINDSETS & BEHAVIORS

M 1: Belief in development of whole self, including a healthy balance of mental, social/emotional and physical well-being.
B-SS 9: Social maturity and behaviors appropriate to the situation and environment

(2016; 2021; FOSHEE & LANGWICK, 2010)

SMALL GROUP ACTION PLAN - DATING VIOLENCE

AREA OF FOCUS

SMART GOAL: By Spring 2023, Suburbia Northwest High School Sophomores will increase their ability to identify harmful behaviors within relationships by 5% (based on the results of a pre- and post- test).

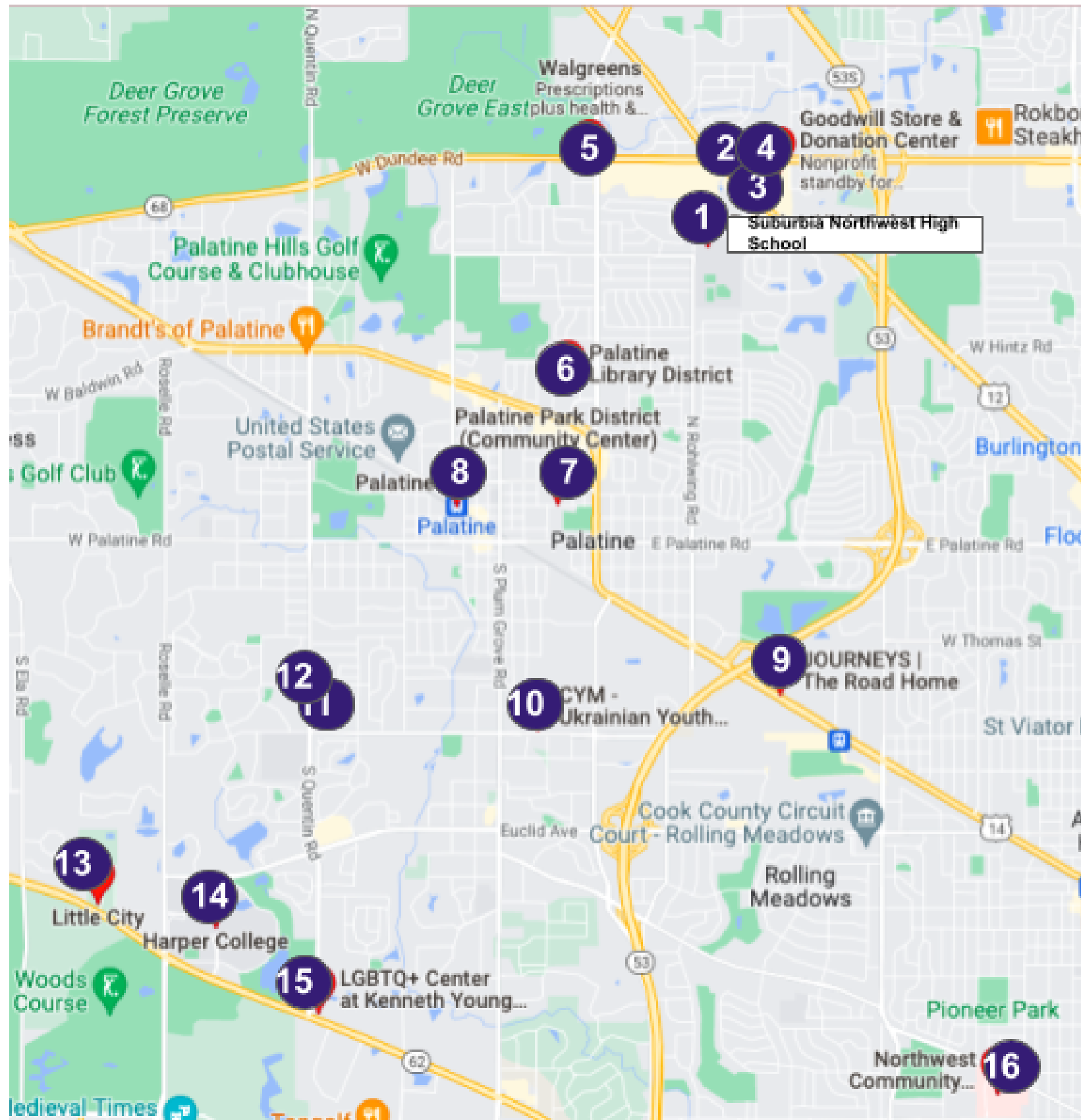
MEASURING RESULTS

- Pre & Post Test

(2016; 2021)

| Group Topic | ASCA Domain and Mindsets & Behaviors Standard(s) (2021) | Curriculum and Materials |
|--|---|--|
| Introduction; Review Caring vs Harmful Relationships | B-SS 2. Positive, respectful and supportive relationships with students who are similar to and different from them B-SS 4. Empathy | Bingo Game on caring relationships |
| Defining Dating Abuse | B-SS 4. Empathy B-SS 9. Social maturity and behaviors appropriate to the situation and environment | Discussion on dating scenarios and harmful behaviors |
| How to Help Friends | B-SS 5. Ethical decision-making and social responsibility B-SS 8. Advocacy skills for self and others and ability to assert self, when necessary | The Friends Wheel, role playing |
| Recognizing Hot Buttons, How to Cope | M 1. Belief in development of whole self, including a healthy balance of mental, social/emotional and physical well-being B-SMS 1. Responsibility for self and actions B-SMS 7. Effective coping skills | Discussion on hot buttons, how to handle anger so it doesn't turn to harmful behavior or abuse |
| Power Through Communication; Conclusion | M 1. Belief in development of whole self, including a healthy balance of mental, social/emotional and physical well-being B-SS 8. Advocacy skills for self and others and ability to assert self, when necessary | SAFE skills for effective communication: Stay Calm, Ask Questions, Find out feelings, Exchange Ideas for possible solutions SAFE skills comm. handout |

COMMUNITY ASSET MAP



- | | | | |
|----|-------------------------------------|----|-------------------------------------|
| 1 | Suburbia Northwest High School | 13 | Little City |
| 2 | All Saint's Food Pantry | 14 | Harper College |
| 3 | Palatine Library Satellite Location | 15 | LGBTQ+ Center at Kenneth Young Cen. |
| 4 | Goodwill Store & Donation Center | 16 | Northwest Community Hospital |
| 5 | Walgreen's | | |
| 6 | Palatine Library - Main Location | | |
| 7 | Palatine Park District | | |
| 8 | Palatine Metra Stop | | |
| 9 | Journey's The Road Home | | |
| 10 | CYM Ukrainian Youth Assoc. Center | | |
| 11 | Bridge Youth & Family Services | | |
| 12 | Children's Home & Aid | | |

(2022)

QUESTIONS?



REFERENCES

Allison Academy. (2021). Time management for high school students. *Time Management for High School Students*. Retrieved November 9, 2022, from <https://www.allisonacademy.com/students/time-management/time-management-or-high-school-students/>

American School Counselor Association. (2021). *ASCA student standards: Mindsets & Behaviors for student success*. ASCA Student Standards: Mindsets & Behaviors for Student Success. Retrieved December 7, 2022, from <https://www.schoolcounselor.org/Standards-Positions/Standards/ASCA-Mindsets-Behaviors-for-Student-Success>

Foshee, V., & Langwick, S. A. (2010). Session 2: Defining Dating Abuse. In *Safe dates: An adolescent dating abuse prevention curriculum* (pp. 49–62). essay, Hazelden.

Hazelden Publishing. (2016). *Respect works: Safe dates: Violence prevention works*. Violence Prevention Works. Retrieved October 6, 2022, from https://www.violencepreventionworks.org/public/safe_dates.page

Google. (2022, November 17). Google maps. Retrieved December 7, 2022, from <https://maps.google.com/>

Missouri Department of Elementary and Secondary Education. (2016). AD6 12th Grade All Units | Missouri Department of Elementary and Secondary Education. Dese.mo.gov. <https://dese.mo.gov/media/pdf/ad6-12th-grade-all-units>

Palatine High School: School Snapshot (2022). Retrieved November 10, 2022, from <https://www.illinoisreportcard.com/School.aspx?source=profile&Schoolid=050162110170003>

THANK YOU!

